



# MORNING MANTRA



Daily Derivatives & Market Report

MAY 28, 2024



Indian equity markets failed to continue fresh record closing highs on Friday's trade and ended with minor cuts. Most part of the day, Nifty managed to trade above its crucial 24,000 mark, while Sensex traded above 79,000 level. For the fourth consecutive day, markets scaled new high levels. In first half of the session, markets showed some stability. However, in afternoon session, indices unable held gains amid volatility. Traders were seen piling up positions in Oil & Gas, Realty and Metal sectors' stocks while selling was witnessed in Banking sector's stocks.

Markets made positive start and remained in green amid firm cues from global markets. Traders took support as the Reserve Bank of India (RBI) in its Financial Stability Report (FSR) has said that India's economy and its financial system are both strong and resilient. This stability is supported by strong macroeconomic fundamentals and a sound financial system. The RBI points out that with healthier balance sheets, banks and financial institutions in India are actively supporting economic activities through consistent credit expansion. Further, Foreign fund inflows also aided domestic sentiments. Foreign institutional investors (FIIs) were net buyers of stocks worth Rs 7,658.77 crore on June 27. Some support also came as Commerce and Industry Minister Piyush Goyal held meetings with export promotion councils as well as industry associations to discuss strategies to enhance global market outreach, further boost India's exports by focusing on key sectors, and addressing trade barriers. However, markets hit negative territory in afternoon session and further turned volatile, as traders were cautious ahead of HSBC Manufacturing PMI Final data. In late afternoon session, markets touched their day's low levels.

On the global front, European markets were trading mostly in green as investors reacted to stronger-than-expected U.K. GDP figures and awaited a key U.S. inflation reading later in the day for clues on when interest rates may be cut. Asian markets ended mostly in green amid traders awaited a key U.S. inflation reading later in the day that could influence the Federal Reserve's decision on when to begin cutting interest rates. Back home, India has imposed anti-dumping duties on three Chinese products, including hydraulic rock breakers and tin plates. The duties aim to counteract the adverse effects of cheap imports on local manufacturers.

# MARKET SELFIE



## MARKET SUMMARY

Domestic Indices	Close	Points	% Change
SENSEX	79032.73	-210.45	-0.27
NIFTY	24010.60	-33.90	-0.14
MIDCAP	46158.35	190.52	0.41
SMLCAP	52130.41	288.12	0.56
BSEFMC	20549.55	56.46	0.28
HEALTHCARE	37110.33	340.90	0.93
AUTO	57293.11	-23.56	-0.04
POWER	7954.50	-5.33	-0.07
REALTY	8634.76	53.75	0.63
BSE IT	36951.36	24.76	0.07
BANKEX	59640.90	-627.36	-1.04
OIL GAS	29473.40	440.10	1.52
METAL	33050.57	229.01	0.70
INDIA VIX	13.80	-0.35	-2.47

## ADVANCE - DECLINE

Index	Advance	Decline	Unchanged
NSE	1666	1065	27
BSE	2188	1716	108

## MARKET TURNOVER (₹ in Crs)

Segment	Current	Previous	Net %
BSE CASH	10541	13769	(23)
NSE CASH	144274	175813	(18)
NSE F&O	13712819	50608893	(73)

## KEY INDICES RATIOS

INDEX	P/E	P/B	Dividend Yield
NIFTY	22.85	4.14	1.25
SENSEX	24.04	3.92	1.16

# KEY NUMBERS TRACKER



## FII – DII ACTIVITY IN CASH SEGMENT (₹ in Crs)

FII-DII*	Buy	Sell	Net
DII	20973	14315	6658
FII	20606	20629	(23)

Note: FPI & DII Figures are provisional

## FII ACTIVITY IN DERIVATIVES SEGMENT (₹ in Crs)

FII	Buy	Sell	Net
Index Futures	5193.35	3482.01	1711
Index Options	1277984.92	1270081.12	7904
Stock Futures	33620.78	28492.00	5129
Stock Options	39862.62	40198.69	(336)

## PUT-CALL RATIO

Index	Current	Previous
NIFTY	1.18	1.24
BANK NIFTY	0.72	0.98

## DOLLAR INDEX

Dollar Index	Current	Previous	% Change
DXY	105.84	105.92	-0.07

## 10-YEARS G-SEC YIELD

Country	Current	Previous	% Change
INDIA	7.008	7.000	0.11
USA	4.392	4.286	2.47

## KEY COMMODITIES TRACKER (in \$)

Commodity	Current	Change Points	% Change
Gold	2326.18	-1.48	-0.06
Silver	29.12	0.12	0.44
Crude-Oil	81.49	-0.25	-0.31
Brent-Crude	84.84	-0.42	-0.49

# CURRENCY FUTURES & INDEX TRENDS TRACKER



## CURRENCY FUTURES

Expiry	Close	Change Points	% Change
29 JULY-24 USD-INR	83.45	-0.08	-0.10
29 JULY-24 EUR-INR	89.46	0.02	0.02
29 JULY-24 GBP-INR	105.58	-0.01	-0.01
29 JULY-24 JPY- INR	52.55	0.06	0.12

## INDICES – SUPPORT-RESISTANCE-PIVOT LEVELS

Index	Close	S2	S1	Pivot	R1	R2
NIFTY	24011	23869	23940	24057	24128	24245
SENSEX	79033	78438	78735	79203	79501	79969
NIFTY FUTURES	24132	24020	24076	24158	24214	24296
BANK NIFTY	52342	51750	52046	52538	52834	53326
CNX IT	36158	35884	36021	36178	36314	36471
CNX MIDCAP	55737	55363	55550	55739	55926	56114
CNX SMALLCAP	18318	18199	18258	18319	18378	18439
INDIA VIX	13.80	13.33	13.56	13.93	14.16	14.53

## INDEX TREND ANALYSIS

Index	Daily	Weekly	Monthly
NIFTY	Buy	Buy	Buy
SENSEX	Buy	Buy	Buy
NIFTY FUTURES	Buy	Buy	Buy
BANK NIFTY	NEUTRAL	Buy	Buy
CNX IT	Buy	Buy	Buy
CNX MIDCAP	Buy	Buy	Buy
CNX SMALLCAP	Buy	Buy	Buy
INDIA VIX	SELL	NEUTRAL	NEUTRAL

## SECURITIES BAN IN F&O TRADES FOR 01-07-2024

INDIACEM, INDUSTOWER

# TECHNICAL VIEWS



## NIFTY

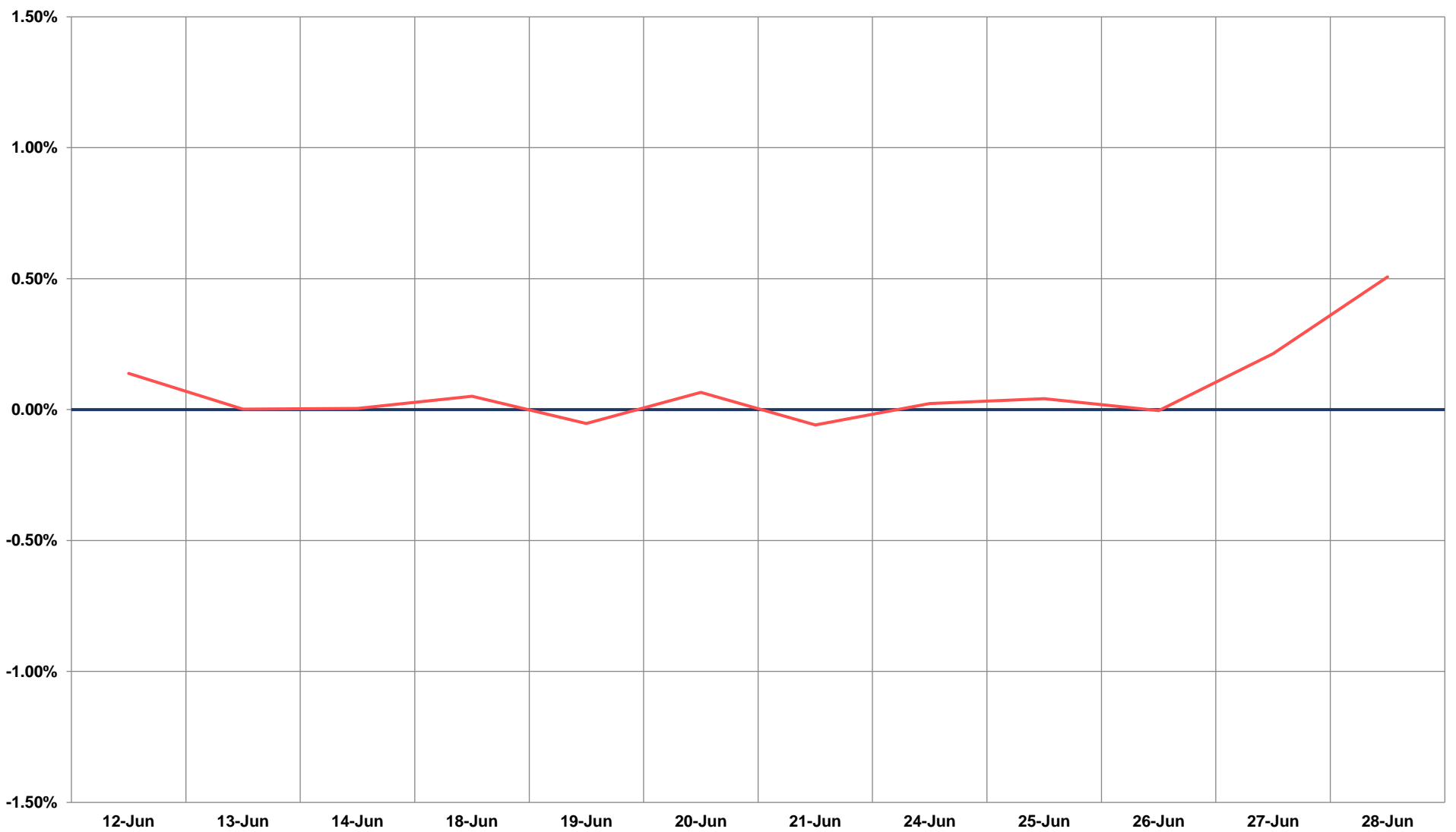
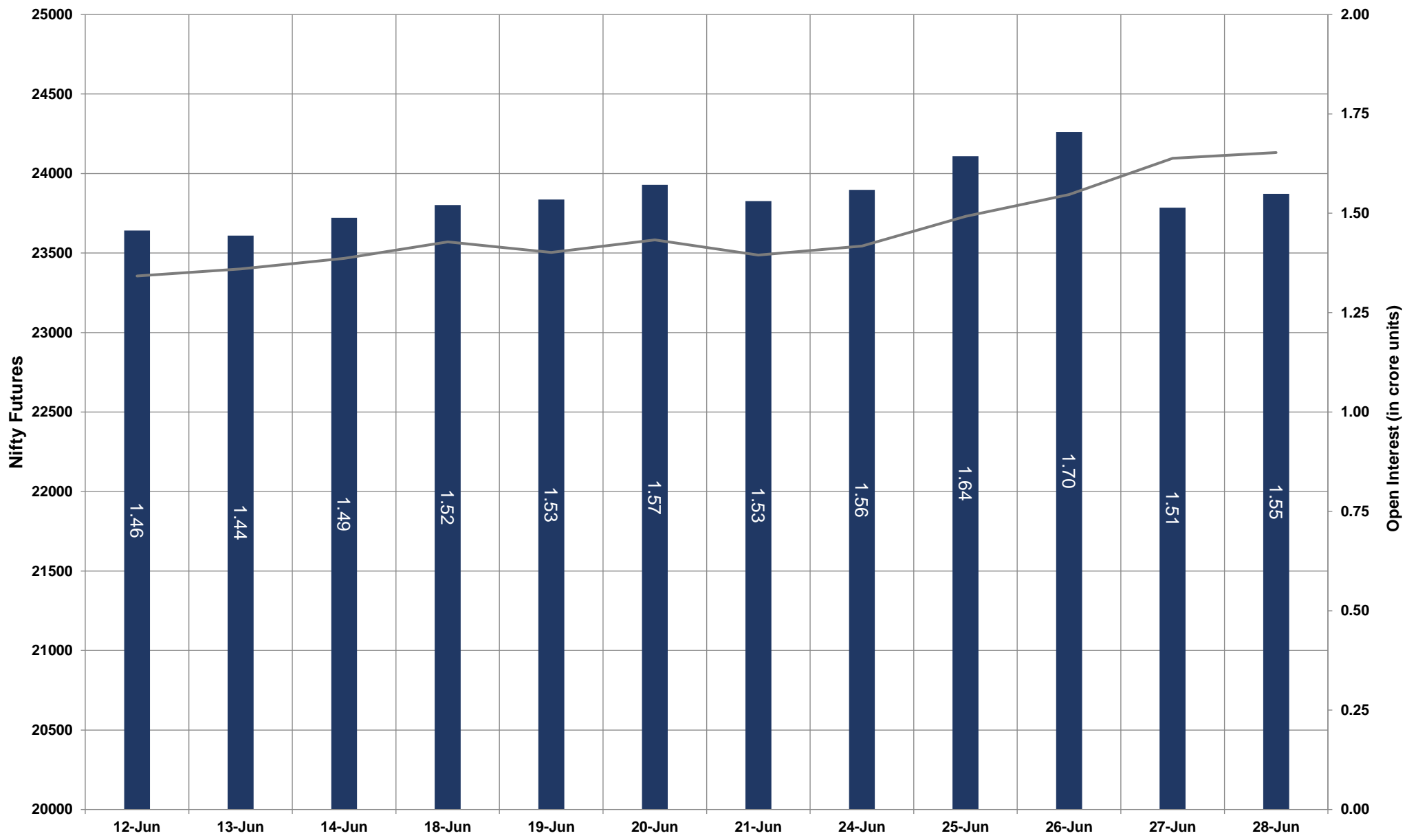


- Nifty Cash = **24044.50 (0.74%)**
- Resistance levels = **24200** and **24350**
- Support levels = **23850** and **23700**

# TECHNICAL VIEWS



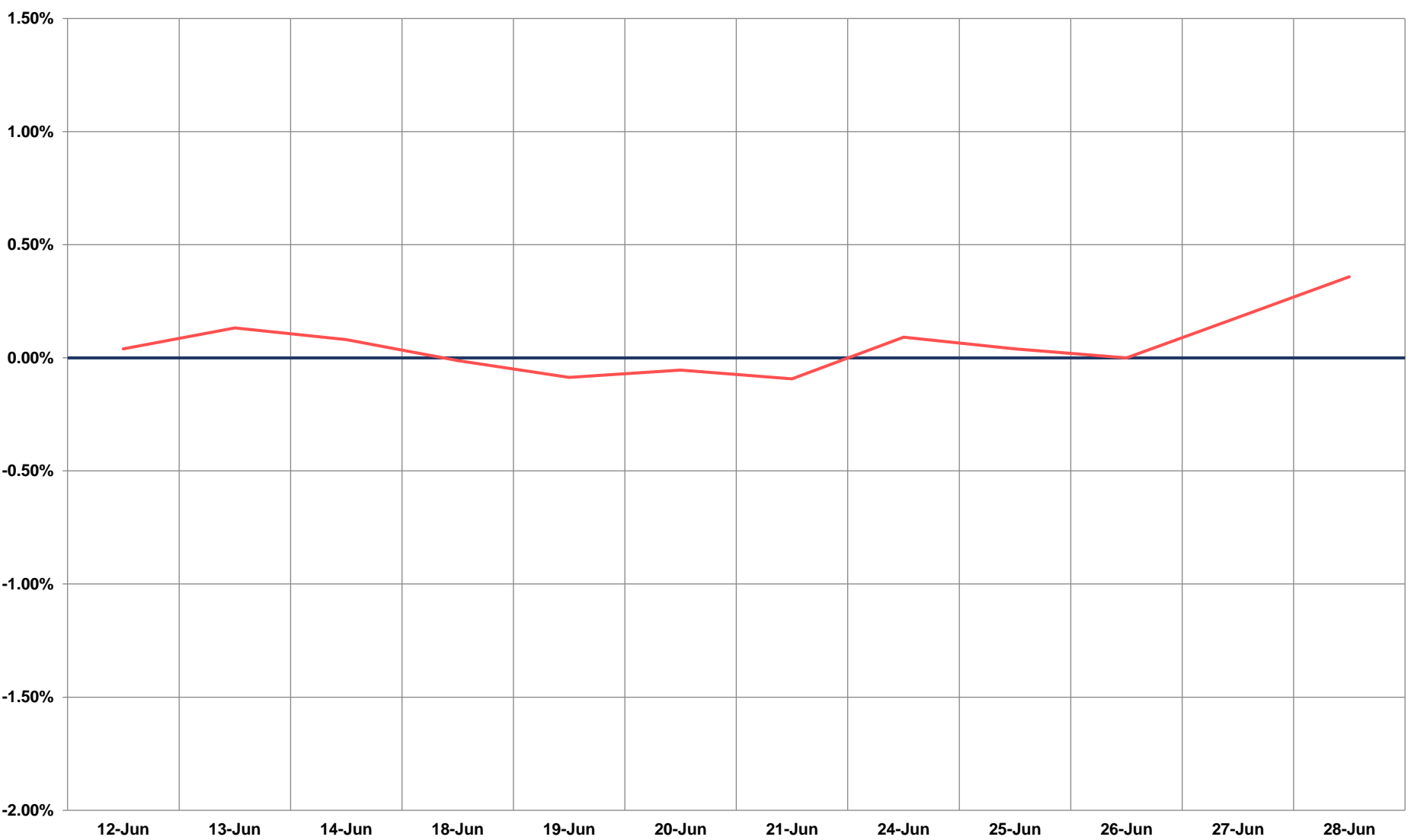
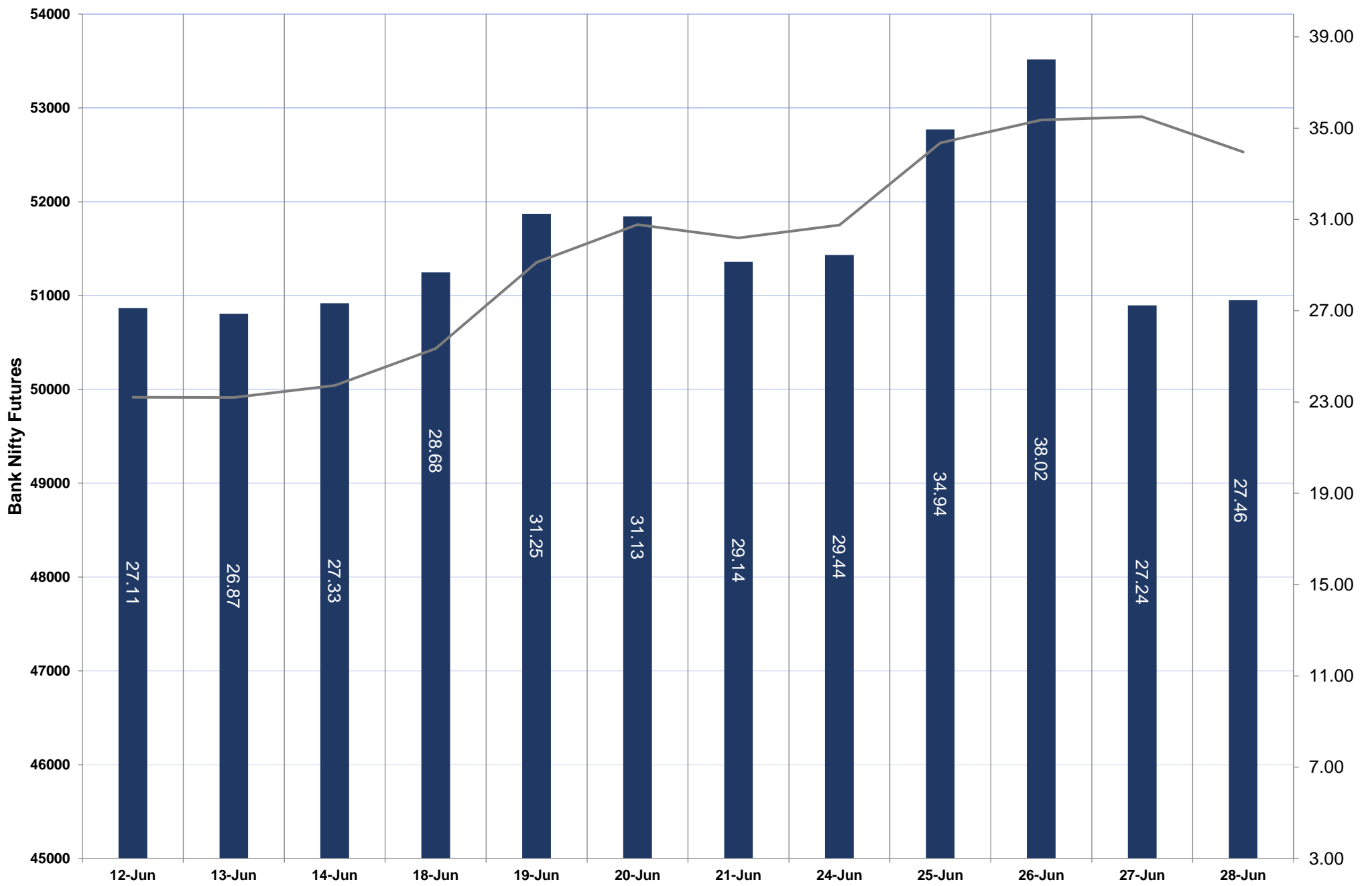
## NIFTY FUTURES



# TECHNICAL VIEWS



## BANK NIFTY FUTURES

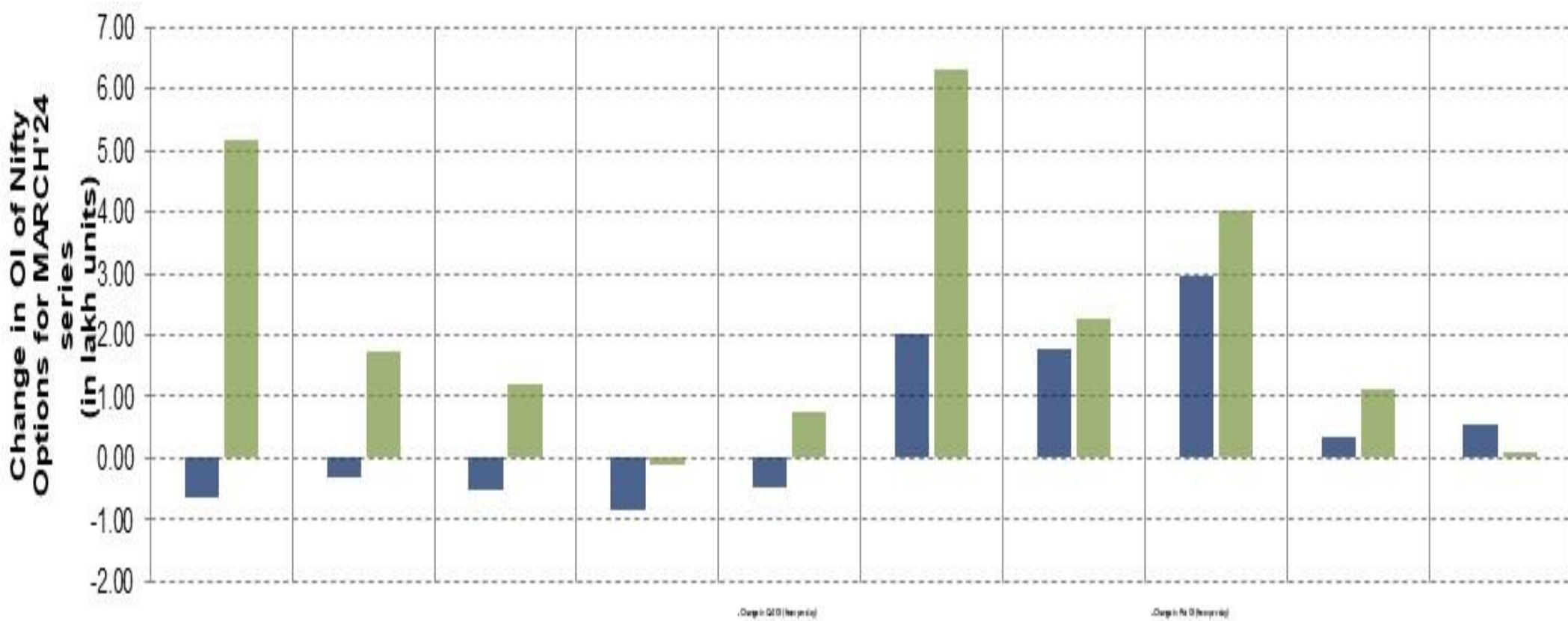
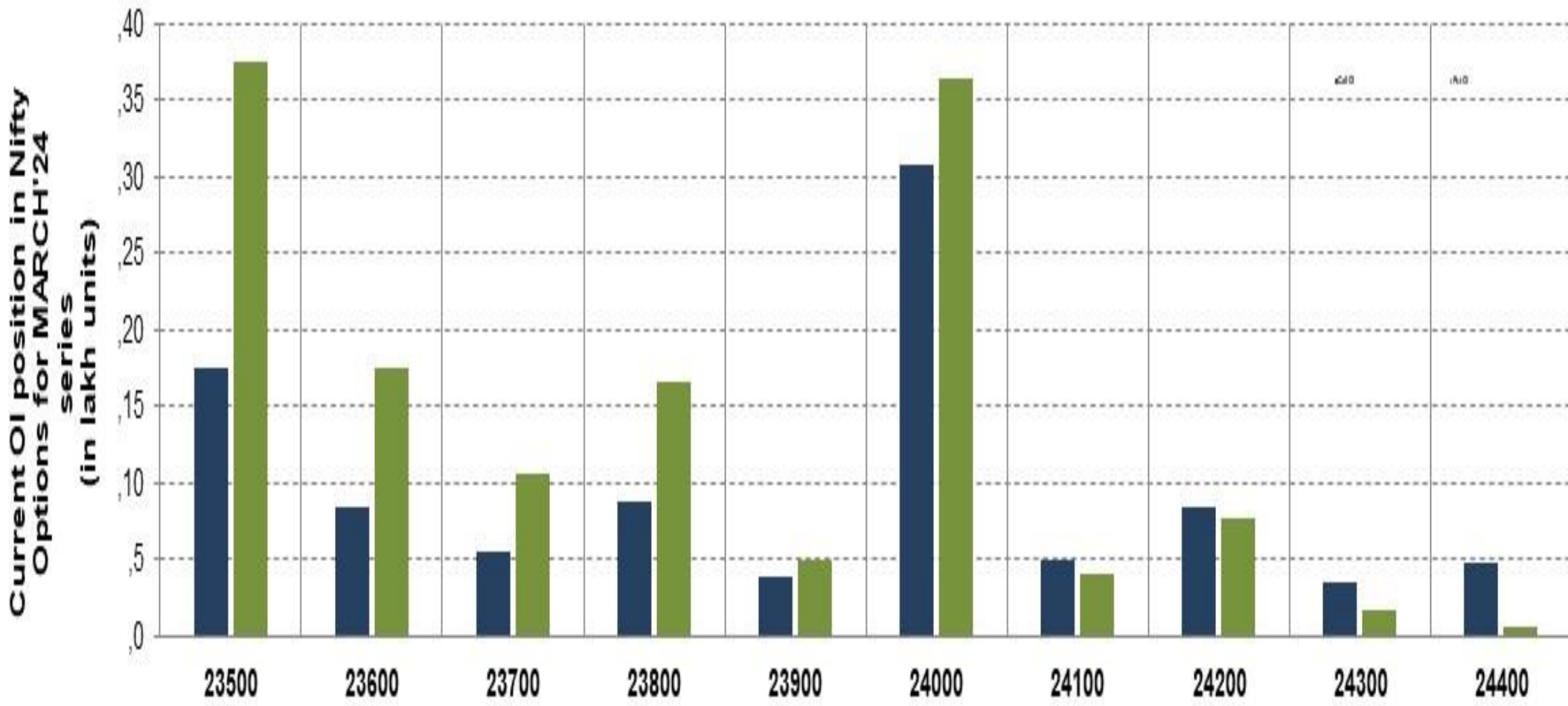




# TECHNICAL VIEWS



## NIFTY OPTIONS



- **Most Active Nifty Call** with an addition of 0.29 million in Open Interests is **Strike Price of 24200**
- **Most Active Nifty Put** with an addition of 0.63 millions in Open Interests is **Strike Price of 24000**
- **Maximum Open Interest an outstanding** was 3.07 millions for Calls at **Strike Price of 24000**
- **Maximum Open Interest an outstanding** was 3.75 millions for puts at **Strike Price of 23500**

# Disclaimer



The Information provided by SMS or in newsletter or in any document has been prepared by Shah Investor's Home Ltd (SIHL). The Information provided by SMS or in newsletter does not constitute an offer or solicitation for the purchase or sale of any financial instrument or as an official confirmation of any transaction. The information contained herein is from publicly available data or other sources believed to be reliable, but we do not represent that it is accurate or complete and it should not be relied on as such. SIHL or any of its affiliates/ group companies shall not be in any way responsible for any loss or damage that may arise to any person from any error in the information contained in this report or SMS. This Information provided by SMS, reports or in newsletter is provided for assistance only and is not intended to be and must not alone be taken as the basis for an investment decision. The user assumes the entire risk of any use made of this information. Each recipient of this Information provided by SMS, report or in newsletter should make such investigation as it deems necessary to arrive at an independent evaluation of an investment in the securities of companies referred to in this information provided by SMS, report or in newsletter (including the merits and risks involved), and should consult his own advisors to determine the merits and risks of such investment. The investment discussed or views expressed may not be suitable for all investors. This information is strictly confidential and is being furnished to you solely for your information.

The information should not be reproduced or redistributed or passed on directly or indirectly in any form to any other person or published, copied, in whole or in part, for any purpose. The information provided by report or SMS is not directed or intended for distribution to, or use by, any person or entity who is a citizen or resident of or located in any locality, state, country or other jurisdiction, where such distribution, publication, availability or use would be contrary to law, regulation or which would subject SIHL and affiliates/ group companies to any registration or licensing requirements within such jurisdiction. The distribution of this Information provided by SMS or in newsletter in certain jurisdictions may be restricted by law, and persons in whose possession this Information provided by SMS or in newsletter comes, should inform themselves about and observe, any such restrictions. The information given or Information provided by SMS, report or in newsletter is as of the date of the issue date of report or the date on which SMS provided and there can be no assurance that future results or events will be consistent with this information. This information is subject to change without any prior notice. SIHL reserves the right to make modifications and alterations to this statement as may be required from time to time. However, SIHL is under no obligation to update or keep the information current.

Nevertheless, SIHL is committed to providing independent and transparent recommendation to its client and would be happy to provide any information in response to specific client queries. Neither SIHL nor any of its affiliates, group companies, directors, employees, agents or representatives shall be liable for any damages whether direct, indirect, special or consequential including lost revenue or lost profits that may arise from or in connection with the use of the information. Past performance is not necessarily a guide to future performance. The disclosures of interest statements incorporated in the Information provided by SMS, report or in newsletter are provided solely to enhance the transparency and should not be treated as endorsement of the views expressed in the report. The analyst for this report certifies that all of the views expressed in this report accurately reflect his or her personal views about the subject company or companies and its or their securities, and no part of his or her compensation was, is or will be, directly or indirectly related to specific recommendations or views expressed in this report.